

INDIANA




LEADING PRODUCTS AND INDUSTRIES

SOME PRODUCTS ARE OF STATE-WIDE IMPORTANCE
THE SYMBOLS ON THE MAP INDICATE LEADING AREAS ONLY

AVERAGE YEARLY VALUE OF LEADING PRODUCTS

EACH DISK REPRESENTS 10 MILLION DOLLARS
DISKS REPRESENTING FACTORY PRODUCTS INDICATE
VALUE ADDED TO MATERIALS IN THE FACTORY





FARM AND SEA

CORN	●●●●●●●●●●●●●●●●
HOGS AND PORK	●●●●●●●●●●●●●●
DAIRY PRODUCTS	●●●●●●●●●●●●●●
CATTLE, CALVES	●●●●●●●●●●●●●●
WHEAT	●●●●●●●●●●●●●●
EGGS	●●●●●●●●●●●●●●
HAY	●●●●●●●●●●●●●●
 MINE	
COAL	●●●●●●●●●●●●●●
LIMESTONE	●●●●●●●●●●●●●●
SAND AND GRAVEL	●●●●●●●●●●●●●●
PETROLEUM	●●●●●●●●●●●●●●

FACTORY (PLANTS AND MILLS)

STEEL WORKS	●●●●●●●●●●●●●●●●
MOTOR VEHICLES AND PARTS	●●●●●●●●●●●●●●●●
PETROLEUM REFINING	●●●●●●●●●●●●●●●●
DRUGS AND MEDICINE	●●●●●●●●●●●●●●●●
REFRIGERATORS	●●●●●●●●●●●●●●●●
NEWSPAPERS AND PERIODICALS	●●●●●●●●●●●●●●●●
HOUSEHOLD FURNITURE	●●●●●●●●●●●●●●●●
GLASS CONTAINERS	●●●●●●●●●●●●●●●●
MISC. MACHINE SHOP PRODUCTS	●●●●●●●●●●●●●●●●
FOUNDRY PRODUCTS	●●●●●●●●●●●●●●●●
R. R. CARS AND EQUIPMENT	●●●●●●●●●●●●●●●●
MEAT PACKING	●●●●●●●●●●●●●●●●

LAND USE

			
CROPS	PASTURE	FORESTS	TOWNS HOUSES RAILROADS ROADS ETC.
47%	19%	15%	19%

Based on latest U.S. Government statistics, prepared for the exclusive use of the WORLD BOOK ENCYCLOPEDIA by Photograph Corporation